

A Summary of Survey Results

Institutions: SEL (2009, 2008, 2007)

LCPC: CPC Codes (internal institutional codes) (APN 1: Access To Practical Nursing (CERT))

Number of Eligible Students: 9
 Number of Respondents: 7
 Response Rate: 78%

Description of Survey Respondents

Demographics

	Of Eligible Students:	Of Respondents:
Male	0%	0%
Female	100% *	100% *

Median age (yrs) 44.0 * 44.0 *

Aboriginal 0%

Previous Education

Completed high school (not asked in '05, '06, '08)	100% *
<i>Of Those With a Previous Credential (not asked in '04, '06, '08) N=6</i>	
Certificate or diploma	100%
Degree (university)	

Respondents' Reason For Enrolling

Job skills	29% *
Credential	57% *
Credential & job skills	14% *
Other	0%

Graduation Status

Completed requirements for program credential	100% *
---	--------

Employment Outcomes

Of Valid Responses:

100% * in the labour force
 100% * employed

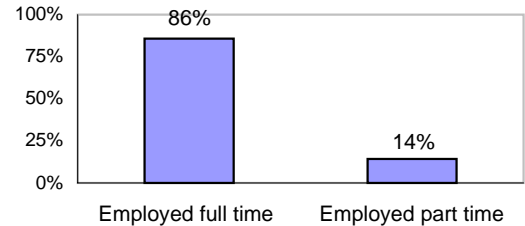
Of Those in the Labour Force:

0% unemployed

Of Those Employed:

100% * employed in a **permanent** job
 100% * employed in a **training-related** job
 57% * had current job before/during studies

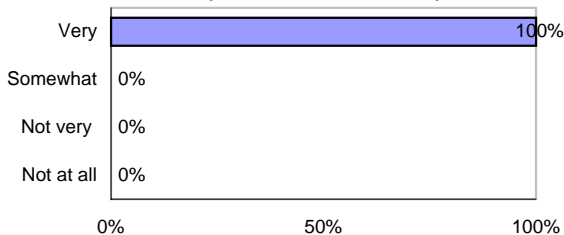
Of Employed Respondents Either Employed Full or Part Time: N=7



* gross median monthly salary of **full-time** main job
 \$22 * gross median hourly wage of main job
 (Collected hourly wage data since 2005. Monthly salary data only available before 2005.)

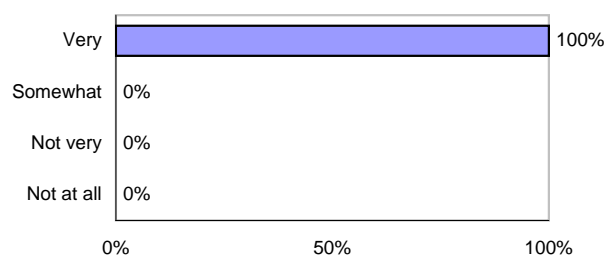
Usefulness of Studies

Usefulness of Education in Getting Job (obtained after studies)



N=3

Usefulness of Knowledge and Skill Gain in Performing Job**



N=7

* Sample size is less than ten, interpret with caution.

"n/a" Indicates the data are not shown to preserve confidentiality.

** In 2003 and 2002, asked of a 25% sample. Before 2002, this question was not asked.

NOTE: All percentages are rounded to whole numbers.

A Summary of Survey Results

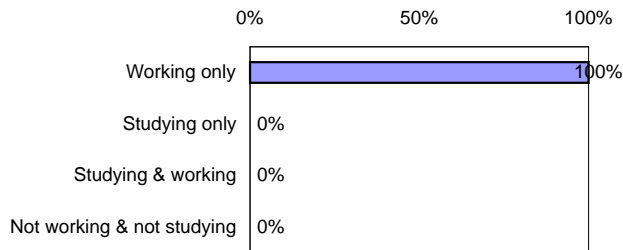
Institutions: SEL (2009, 2008, 2007)

LCPC: CPC Codes (internal institutional codes) (APN 1: Access To Practical Nursing (CERT))

Number of Eligible Students: 9
 Number of Respondents: 7
 Response Rate: 78%

Current Activity

Of *All* Respondents:



Of Respondents Both Working and Studying:

employed full-time and studying
 employed part-time and studying
 considered themselves to be a worker rather than a student
 considered themselves to be a student rather than a worker

Further Education Outcomes

Of *Valid Responses*:

0% were currently studying
 14% have taken further studies (including those still attending the same institution)

Of Those Who Have Taken Further Studies (including those still attending): N=1

100% have taken further studies at a B.C. public post-secondary institution

Of Respondents Who Expected to Transfer Credits:

received the expected course transfer credits
 felt **satisfied** or **very satisfied** with the transfer experience

Of Those Who Have Taken **Related** Further Studies (including those still attending): N = 1

0% felt **very well prepared** for further study
 100% * felt **somewhat prepared** for further study

Where are you studying or where did you take further studies?

B.C. Public Post-Secondary Institutions

0% BCIT
 0% Camosun College
 0% Capilano University (formerly Capilano College)
 0% College of New Caledonia
 ### College of the Rockies
 0% Douglas College
 0% Emily Carr University of Art and Design (formerly Emily Carr Institute of Art and Design)
 0% Institute of Indigenous Government
 0% Justice Institute of BC
 0% Langara College
 0% Nicola Valley Institute of Technology
 0% North Island College
 0% Northern Lights College
 0% Northwest College
 0% Okanagan College (formerly Okanagan Univ. College)
 0% Selkirk College
 0% Vancouver Community College

0% University of the Fraser Valley (formerly Univ. College of the Fraser Valley)
 0% Kwantlen Polytechnic University (formerly Kwantlen Univ. College)
 0% Vancouver Island University (formerly Malaspina Univ.-College)
 0% University of British Columbia/UBC Okanagan
 0% University of Northern British Columbia
 0% Simon Fraser University
 0% Royal Roads University
 0% Thompson Rivers University (formerly Univ. College of the Cariboo)
 0% Thompson Rivers University - Open Learning (formerly BC Open Learning)
 0% University of Victoria
 0% Other

* Sample size is less than ten, interpret with caution.

NOTE: All percentages are rounded to whole numbers.

A Summary of Survey Results

Institutions: SEL (2009, 2008, 2007)

LCPC: CPC Codes (internal institutional codes) (APN 1: Access To Practical Nursing (CERT))

Number of Eligible Students: 9
 Number of Respondents: 7
 Response Rate: 78%

Skill Development and College Experience

Program Provided Opportunity for:

Skill Development

	Of respondents who felt skill was:						not applicable
	applicable						
	Very Well	Well	Adequately	Poorly	Very Poorly		
Write clearly and concisely	25% *	75% *	0%	0%	0%	43% *	
Speak effectively	50% *	50% *	0%	0%	0%	33% *	
Read and comprehend materials	33% *	67% *	0%	0%	0%	14% *	
Work effectively with others	33% *	67% *	0%	0%	0%	14% *	
Analyze and problem solve (before '03)							
Analyze and think critically	33% *	67% *	0%	0%	0%	14% *	
Resolve issues or problems	50% *	50% *	0%	0%	0%	14% *	
Use mathematics	33% *	67% *	0%	0%	0%	14% *	
Use computers	0%	20% *	60% *	20% *	0%	29% *	
Use other tools and equipment	29% *	29% *	43% *	0%	0%	0%	
Find information (before '04)							
Learn on your own	33% *	33% *	33% *	0%	0%	14% *	
Use entrepreneurial skills (before '04)							

Personal Development** (not asked in '05, '07, '08)

	Of respondents who felt aspect of development was:						not applicable
	applicable						
	Very Well	Well	Adequately	Poorly	Very Poorly		
Decide career/education							
Manage work effectively							
Understand more about yourself							
Develop community awareness							
Appreciate the arts							
Increase understanding of society							

Satisfaction with Aspects of Your:

Program

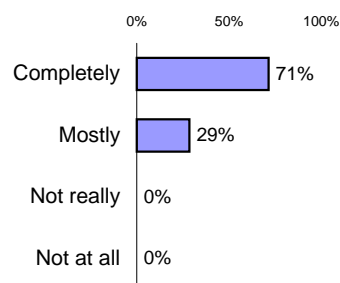
	Of respondents who felt aspect of program was:						not applicable
	applicable						
	Very Good	Good	Adequate	Poor	Very Poor		
Quality of instruction	57% *	43% *	0%	0%	0%	0%	
Amount of practical experience	14% *	43% *	29% *	14% *	0%	0%	
Textbooks and learning materials	14% *	71% *	14% *	0%	0%	0%	
Library materials	0%	33% *	33% *	33% *	0%	50% *	
Quality of computers and software	17% *	17% *	67% *	0%	0%	14% *	
Quality of other tools/equipment	0%	29% *	57% *	0%	14% *	0%	
Availability of instructors outside of class	57% *	29% *	0%	14% *	0%	0%	
Helpfulness of instructors outside of class	71% *	14% *	0%	14% *	0%	0%	
Fair assessments (tests, papers)	29% *	57% *	14% *	0%	0%	0%	
Variety of assessments (not asked after 2006)							
Organization of program	29% *	71% *	0%	0%	0%	0%	

Courses

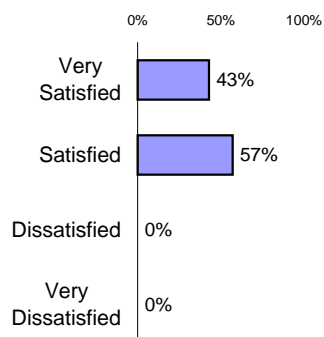
	Of respondents who felt aspect of courses was:						not applicable
	applicable						
	Very Good	Good	Adequate	Poor	Very Poor		
Being up to date	50% *	33% *	17% *	0%	0%	0%	
Covering topics relevant to field	29% *	57% *	14% *	0%	0%	0%	
Covering standards used	43% *	43% *	14% *	0%	0%	0%	
Synthesizing information (not in '08)	29% *	57% *	14% *	0%	0%	0%	
Encouraging to think in new ways (not in '08)	43% *	43% *	14% *	0%	0%	0%	
Opportunity for class discussion (not in '08)	57% *	43% *	0%	0%	0%	0%	
Improve presentation skills (before '04)							

Overall Satisfaction


Was Main Reason for Enrolling Met?



How Satisfied with Education?***



Level of Difficulty (Not asked before 2005. 2005 - 2007 asked of trades-training respondents only. Since 2008, asked of all respondents.)



*Sample size is less than ten, interpret with caution.
 NOTE: All percentages are rounded to whole numbers.
 **Personal development questions asked of a 50% sample.

***A 50% sample was asked in 2004 and 2005. A different version of the question was asked before 2004 (not shown on this report).

A Summary of Survey Results

Institutions: SEL (2009, 2008, 2007)

LCPC: CPC Codes (internal institutional codes) (APN 1: Access To Practical Nursing (CERT))

Number of Eligible Students: 9
 Number of Respondents: 7
 Response Rate: 78%

Reasons for choosing the institution

Why did you choose the institution? (Multiple response version of Q53A first asked in 2008. Asked of a 50% sample.)

- It is in the region where I live
- Availability of program
- Program unique to this institution
- Reputation of institution/went there before
- Reputation of program
- Less expensive
- I was accepted into this institution
- Location of institution
- Transferability of course or program
- Employer sent me
- Length of program/convenient schedule/online courses
- Small institution or class size
- Other

Note: In 2008, the "Why did you choose the institution?" question was changed to allow multiple responses. Please refer to the Evaluation of Education filtered report to see data for this question in the old non-multiple response format.

Jobs Obtained

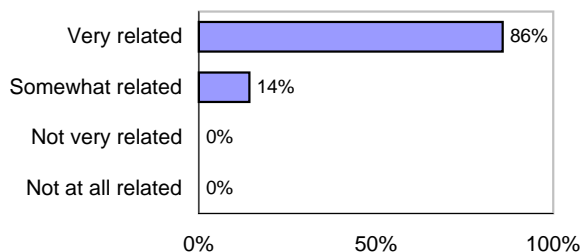
10 Most Common Training-Related Occupations

		Employed in This Occupation	% of those Employed ***	Median Hourly Wage**	Median Weekly Hours Worked
3233	Registered Nursing Assistants	6 *	86%	\$22	38
3413	Nurse Aides & Orderlies	1 *	14%	n/a	40

All Training-Related Occupations	7 *	100%	\$22	39
Unrelated Occupations	0	0%		n/a
Unclassified Occupations	0	0%		n/a
Total Currently Employed	7 *	100%	\$22	39
Total Not Currently Employed	0			
Total in Labour Market	7 *			

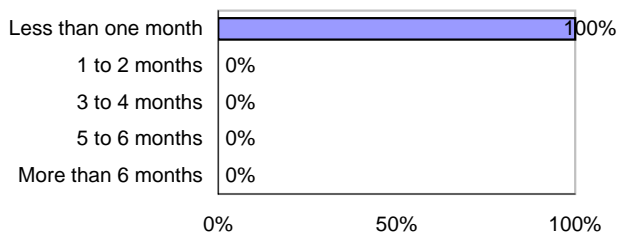
Of Those Currently Employed:

Relationship of Employment to Training



N=7

How Long Did it Take to Find Current Training-Related Employment?



N=3

* Sample size is less than ten, interpret with caution.

** Hourly wage data not available before 2005.

"n/a" Indicates the data are not shown to preserve confidentiality.

NOTE: All percentages are rounded to whole numbers.

***Percentage is out of all employed, not just those employed in training-related jobs.