

# A Summary of Survey Results

## Institutions: SEL (2009, 2008, 2007)

LCPC: CPC Codes (internal institutional codes) (AH 3: Nursing III (DIPL))

Number of Eligible Students: 76  
 Number of Respondents: 61  
 Response Rate: 80%

## Description of Survey Respondents

### Demographics

	Of Eligible Students:	Of Respondents:
Male	12% *	13% *
Female	88%	87%

Median age (yrs) 29.0 29.0

Aboriginal 8% \*

### Previous Education

Completed high school (not asked in '05, '06, '08)	67%
<i>Of Those With a Previous Credential (not asked in '04, '06, '08) N=15</i>	
Certificate or diploma	93%
Degree (university)	7%

### Respondents' Reason For Enrolling

Job skills	30%
Credential	49%
Credential & job skills	20%
Other	2% *

### Graduation Status

Completed requirements for program credential	58%
---	-----

## Employment Outcomes

### Of Valid Responses:

52% in the labour force  
 36% employed

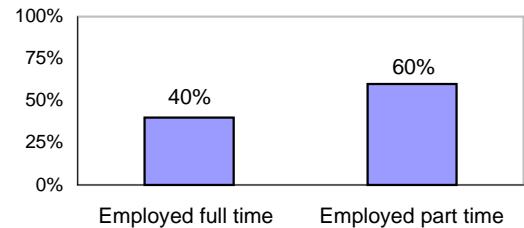
### Of Those in the Labour Force:

24% \* unemployed

### Of Those Employed:

57% employed in a **permanent** job  
 77% employed in a **training-related** job  
 45% had current job before/during studies

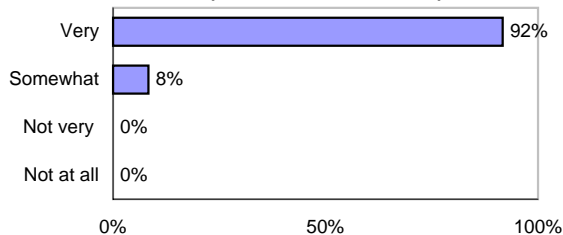
### Of Employed Respondents Either Employed Full or Part Time: N=20



\$23 gross median monthly salary of **full-time** main job  
 gross median hourly wage of main job  
 (Collected hourly wage data since 2005. Monthly salary data only available before 2005.)

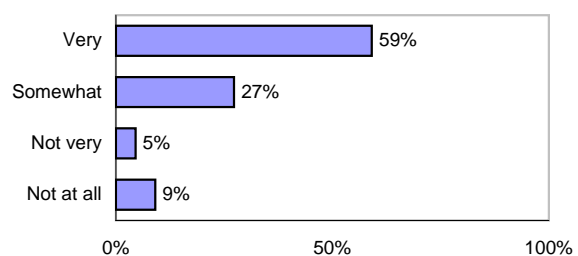
## Usefulness of Studies

### Usefulness of Education in Getting Job (obtained after studies)



N=12

### Usefulness of Knowledge and Skill Gain in Performing Job\*\*



N=22

\* Sample size is less than ten, interpret with caution.

"n/a" Indicates the data are not shown to preserve confidentiality.

\*\* In 2003 and 2002, asked of a 25% sample. Before 2002, this question was not asked.

NOTE: All percentages are rounded to whole numbers.

# A Summary of Survey Results

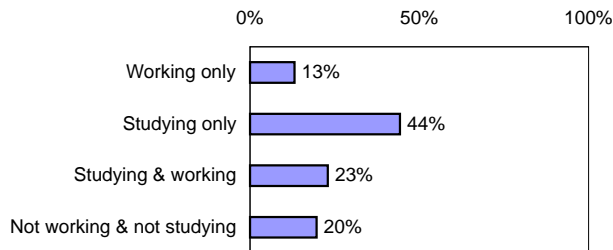
## Institutions: SEL (2009, 2008, 2007)

LCPC: CPC Codes (internal institutional codes) (AH 3: Nursing III (DIPL))

Number of Eligible Students: 76  
 Number of Respondents: 61  
 Response Rate: 80%

### Current Activity

Of *All* Respondents:



Of Respondents Both Working and Studying:

17% \* employed full-time and studying  
 83% employed part-time and studying  
 7% \* considered themselves to be a worker rather than a student  
 93% considered themselves to be a student rather than a worker

### Further Education Outcomes

Of *Valid Responses*:

67% were currently studying  
 80% have taken further studies (including those still attending the same institution)

Of Those Who Have Taken Further Studies (including those still attending): N=49

98% have taken further studies at a B.C. public post-secondary institution

Of Respondents Who Expected to Transfer Credits:

100% received the expected course transfer credits  
 85% felt **satisfied** or **very satisfied** with the transfer experience

Of Those Who Have Taken **Related** Further Studies (including those still attending): N = 48

75% felt **very well prepared** for further study  
 23% felt **somewhat prepared** for further study

### Where are you studying or where did you take further studies?

#### B.C. Public Post-Secondary Institutions

4% BCIT  
 0% Camosun College  
 0% Capilano University (formerly Capilano College)  
 0% College of New Caledonia  
 0% College of the Rockies  
 2% Douglas College  
 0% Emily Carr University of Art and Design (formerly Emily Carr Institute of Art and Design)  
 0% Institute of Indigenous Government  
 0% Justice Institute of BC  
 0% Langara College  
 0% Nicola Valley Institute of Technology  
 2% North Island College  
 0% Northern Lights College  
 0% Northwest College  
 0% Okanagan College (formerly Okanagan Univ. College)  
 33% Selkirk College  
 0% Vancouver Community College

0% University of the Fraser Valley (formerly Univ. College of the Fraser Valley)  
 0% Kwantlen Polytechnic University (formerly Kwantlen Univ. College)  
 0% Vancouver Island University (formerly Malaspina Univ.-College)  
 0% University of British Columbia/UBC Okanagan  
 0% University of Northern British Columbia  
 0% Simon Fraser University  
 0% Royal Roads University  
 2% Thompson Rivers University (formerly Univ. College of the Cariboo)  
 0% Thompson Rivers University - Open Learning (formerly BC Open Learning)  
 55% University of Victoria  
 0% Other

\* Sample size is less than ten, interpret with caution.

NOTE: All percentages are rounded to whole numbers.

# A Summary of Survey Results

## Institutions: SEL (2009, 2008, 2007)

LCPC: CPC Codes (internal institutional codes) (AH 3: Nursing III (DIPL))

Number of Eligible Students: 76  
 Number of Respondents: 61  
 Response Rate: 80%

### Skill Development and College Experience

#### Program Provided Opportunity for:

##### Skill Development

	Of respondents who felt skill was:						not applicable
	applicable						
	Very Well	Well	Adequately	Poorly	Very Poorly		
Write clearly and concisely	51%	39%	9% *	2%	0%	7% *	
Speak effectively	48%	40%	10% *	2%	0%	2% *	
Read and comprehend materials	49%	39%	11% *	0%	0%	0%	
Work effectively with others	67%	25%	5% *	3%	0%	0%	
Analyze and problem solve (before '03)							
Analyze and think critically	69%	26%	3% *	2%	0%	0%	
Resolve issues or problems	46%	41%	8% *	5%	0%	3% *	
Use mathematics	35%	40%	19%	5% *	0%	7% *	
Use computers	18% *	35%	25%	20%	2% *	16%	
Use other tools and equipment	46%	29%	20%	5% *	0%	3% *	
Find information (before '04)							
Learn on your own	64%	26%	8% *	2%	0%	0%	
Use entrepreneurial skills (before '04)							

##### Personal Development\*\* (not asked in '05, '07, '08)

	Of respondents who felt aspect of development was:						not applicable
	applicable						
	Very Well	Well	Adequately	Poorly	Very Poorly		
Decide career/education	75% *	25% *	0%	0%	0%	11% *	
Manage work effectively	78% *	22% *	0%	0%	0%	0%	
Understand more about yourself	78% *	22% *	0%	0%	0%	0%	
Develop community awareness	56% *	44% *	0%	0%	0%	0%	
Appreciate the arts	75% *	0%	25% *	0%	0%	56% *	
Increase understanding of society	67% *	11% *	11% *	11% *	0%	0%	

#### Satisfaction with Aspects of Your:

##### Program

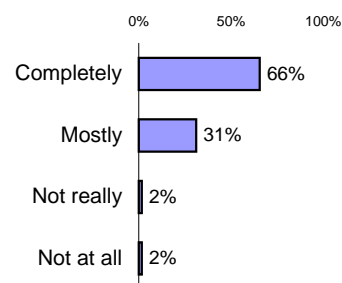
	Of respondents who felt aspect of program was:					not applicable
	applicable					
	Very Good	Good	Adequate	Poor	Very Poor	
Quality of instruction	46%	43%	8% *	2%	2% *	0%
Amount of practical experience	42%	35%	17%	5% *	2% *	2% *
Textbooks and learning materials	28%	39%	33%	0%	0%	0%
Library materials	20%	43%	27%	10% *	0%	0%
Quality of computers and software	24%	36%	26%	12% *	2% *	17%
Quality of other tools/equipment	25%	46%	24%	5% *	0%	3% *
Availability of instructors outside of class	56%	31%	11% *	2% *	0%	0%
Helpfulness of instructors outside of class	56%	34%	7% *	2% *	2% *	0%
Fair assessments (tests, papers)	25%	56%	13%	7% *	0%	0%
Variety of assessments (not asked after 2006)						
Organization of program	30%	39%	21%	3% *	7% *	0%

##### Courses

	Of respondents who felt aspect of courses was:					not applicable
	applicable					
	Very Good	Good	Adequate	Poor	Very Poor	
Being up to date	48%	39%	10% *	2%	2% *	0%
Covering topics relevant to field	46%	33%	20%	0%	2% *	0%
Covering standards used	64%	26%	8% *	0%	2% *	0%
Synthesizing information (not in '08)	44%	42%	12% *	0%	2% *	0%
Encouraging to think in new ways (not in '08)	53%	30%	12% *	2% *	2% *	0%
Opportunity for class discussion (not in '08)	63%	28%	7% *	2% *	0%	0%
Improve presentation skills (before '04)						

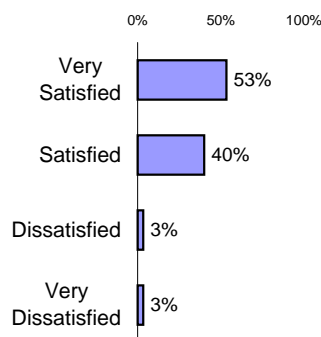
### Overall Satisfaction

#### Was Main Reason for Enrolling Met?



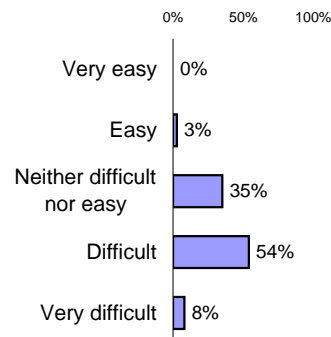
N=61

#### How Satisfied with Education?\*\*\*



N=60

#### Level of Difficulty (Not asked before 2005. 2005 - 2007 asked of trades-training respondents only. Since 2008, asked of all respondents.)



N=37

\*Sample size is less than ten, interpret with caution.  
 NOTE: All percentages are rounded to whole numbers.  
 \*\*Personal development questions asked of a 50% sample.

\*\*\*A 50% sample was asked in 2004 and 2005. A different version of the question was asked before 2004 (not shown on this report).

# A Summary of Survey Results

## Institutions: SEL (2009, 2008, 2007)

LCPC: CPC Codes (internal institutional codes) (AH 3: Nursing III (DIPL))

Number of Eligible Students: 76  
 Number of Respondents: 61  
 Response Rate: 80%

## Reasons for choosing the institution

**Why did you choose the institution?** (Multiple response version of Q53A first asked in 2008. Asked of a 50% sample.)

- 70% It is in the region where I live
- 0% Availability of program
- 5% Program unique to this institution
- 5% Reputation of institution/went there before
- 25% Reputation of program
- 25% Less expensive
- 10% I was accepted into this institution
- 20% Location of institution
- 0% Transferability of course or program
- 0% Employer sent me
- 0% Length of program/convenient schedule/online courses
- 20% Small institution or class size
- 5% Other

*Note: In 2008, the "Why did you choose the institution?" question was changed to allow multiple responses. Please refer to the Evaluation of Education filtered report to see data for this question in the old non-multiple response format.*

## Jobs Obtained

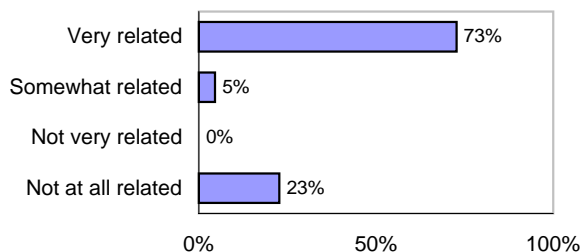
### 10 Most Common Training-Related Occupations

		Employed in This Occupation	% of those Employed ***	Median Hourly Wage**	Median Weekly Hours Worked
3152	Registered Nurses	14	64%	\$25	30
3413	Nurse Aides & Orderlies	3 *	14%	n/a	24

<b>All Training-Related Occupations</b>	17	77%	\$24	28
<b>Unrelated Occupations</b>	5 *	23%	\$9	12
<b>Unclassified Occupations</b>	0	0%		n/a
<b>Total Currently Employed</b>	<b>22</b>	<b>100%</b>	<b>\$23</b>	<b>24</b>
<b>Total Not Currently Employed</b>	<b>7 *</b>			
<b>Total in Labour Market</b>	<b>29</b>			

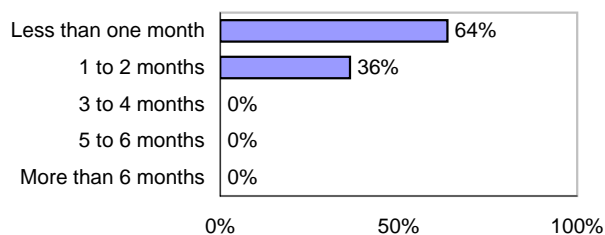
Of Those Currently Employed:

Relationship of Employment to Training



N=22

How Long Did it Take to Find Current Training-Related Employment?



N=11

\* Sample size is less than ten, interpret with caution.

\*\* Hourly wage data not available before 2005.

"n/a" Indicates the data are not shown to preserve confidentiality.

NOTE: All percentages are rounded to whole numbers.

\*\*\*Percentage is out of all employed, not just those employed in training-related jobs.