



5 STEPS to Work Integrated Learning (WIL) SUCCESS in the Education Assistant and Community Support Worker Program

1

Apply to the EACSW Program

- Apply to the EACSW program.
- Indicate proof of any completed college level courses and all related work experience.
- Contact the Coordinator for an Individualized Skills Assessment package.



2

Field Assessment


The WIL Advisor or a program Instructor will contact you and your workplace to conduct an assessment of your work skills to create a skill map.

3

Education Plan

Your WIL advisor will combine all information the application with the skill map to determine which courses you need to take.

The advisor will clarify which competencies you have proven for specific course learning outcomes and which learning outcomes you still need to submit through PLAR (Prior Learning Assessment and Recognition).



4


PLAR and Continued Education

Using your education plan, you will start the PLAR process and take any identified courses, either online or face-to-face.

5

Stay in Contact

Your WIL advisor is there to help you reach your goal through ongoing consultation and support!



[Apply Now!](#)